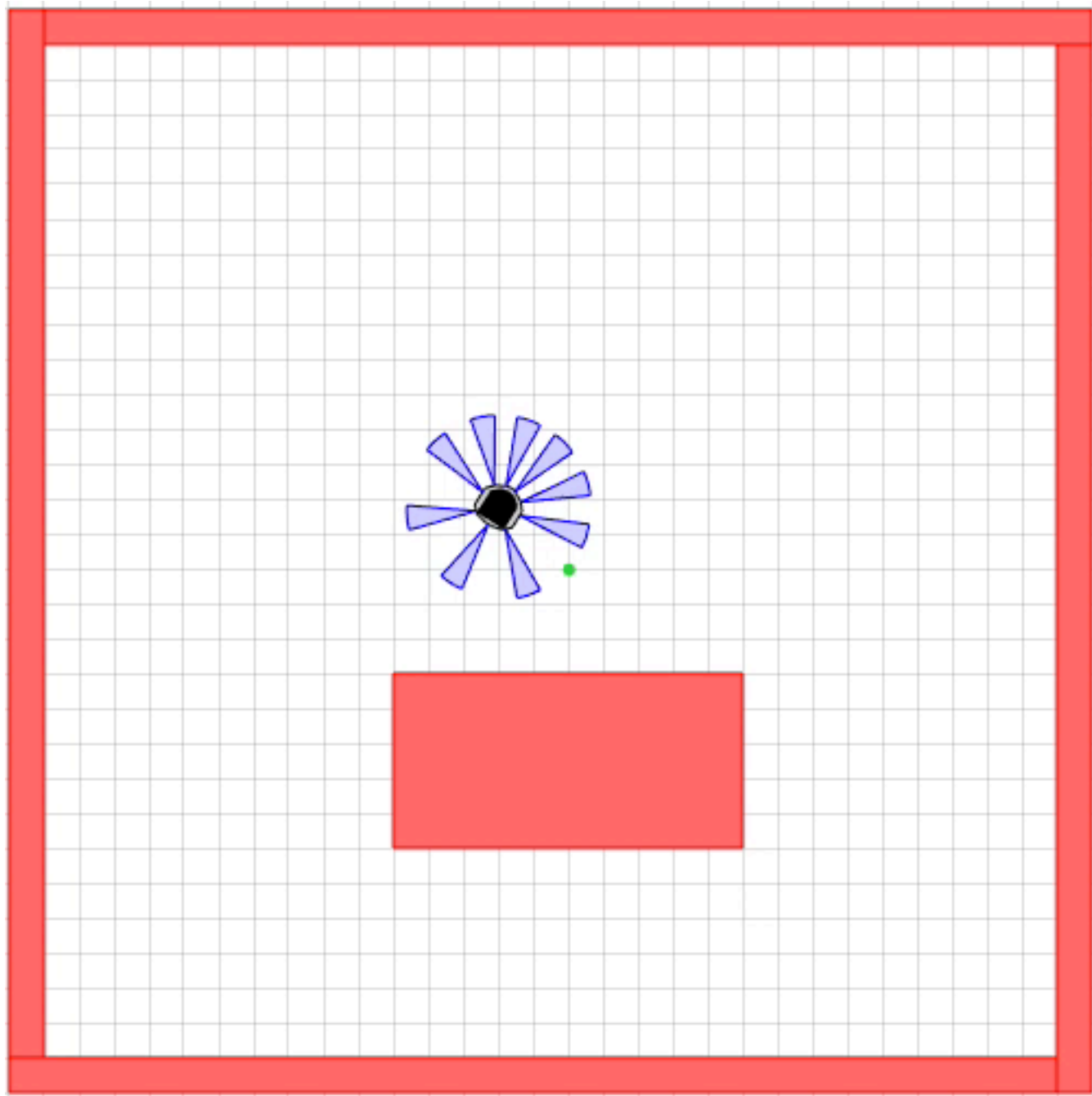


# 電気情報工学基礎演習B

## Simulation of Controlling Mobile Robot Lecture 4

Instructor: 蔡 凱

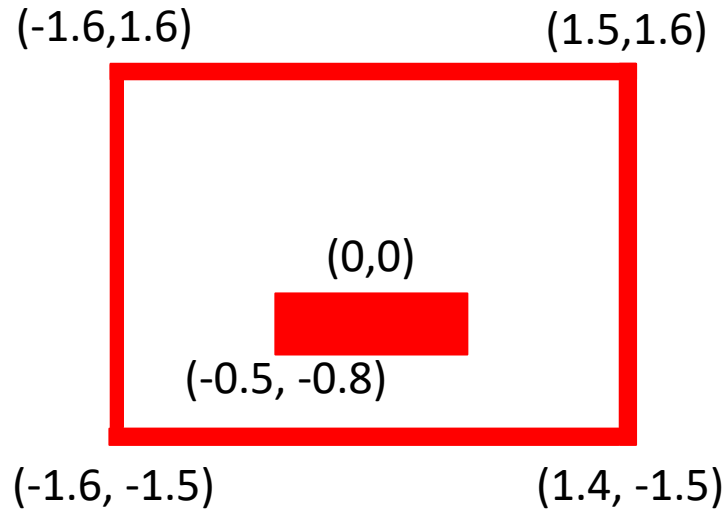
TA: 笠原 萌人



# Week 4

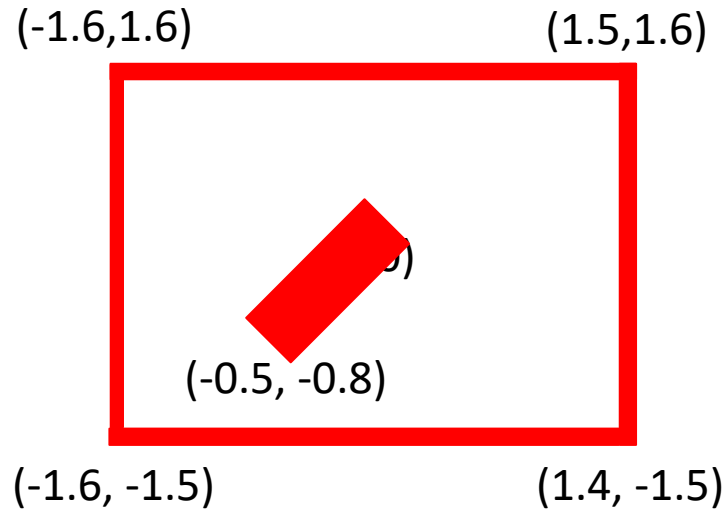
- AvoidObstacles control

# Obstacles



- settings.xml:
  - <obstacle>
    - <pose x="-0.5" y="-0.8" theta="0" />
    - <geometry>
      - <point x="0" y="0" />
      - <point x="1" y="0" />
      - <point x="1" y="0.5" />
      - <point x="0" y="0.5" />
  - </obstacle>

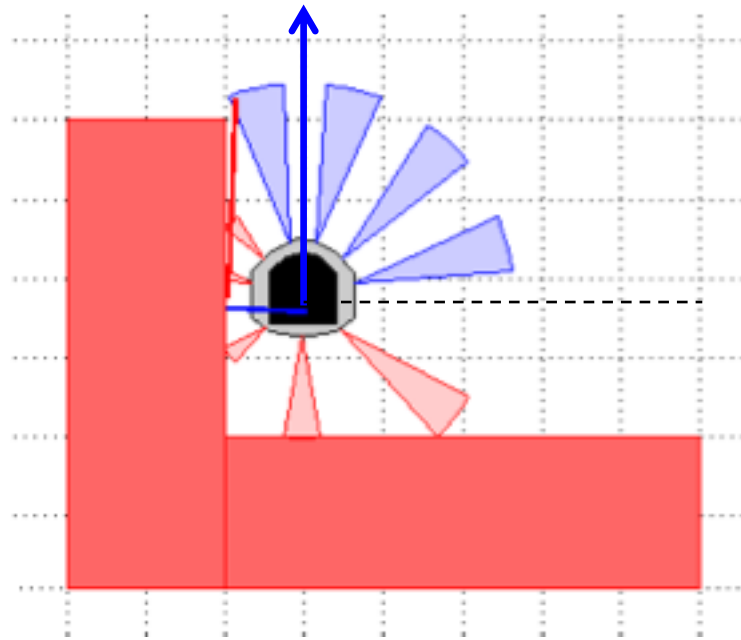
# Obstacles



- `settings.xml`:
  - `<obstacle>`
    - `<pose x="-0.5" y="-0.8" theta="0.79" />`
    - `<geometry>`
      - `<point x="0" y="0" />`
      - `<point x="1" y="0" />`
      - `<point x="1" y="0.5" />`
      - `<point x="0" y="0.5" />`
    - `</geometry>`
    - `</obstacle>`

# Avoid Obstacle

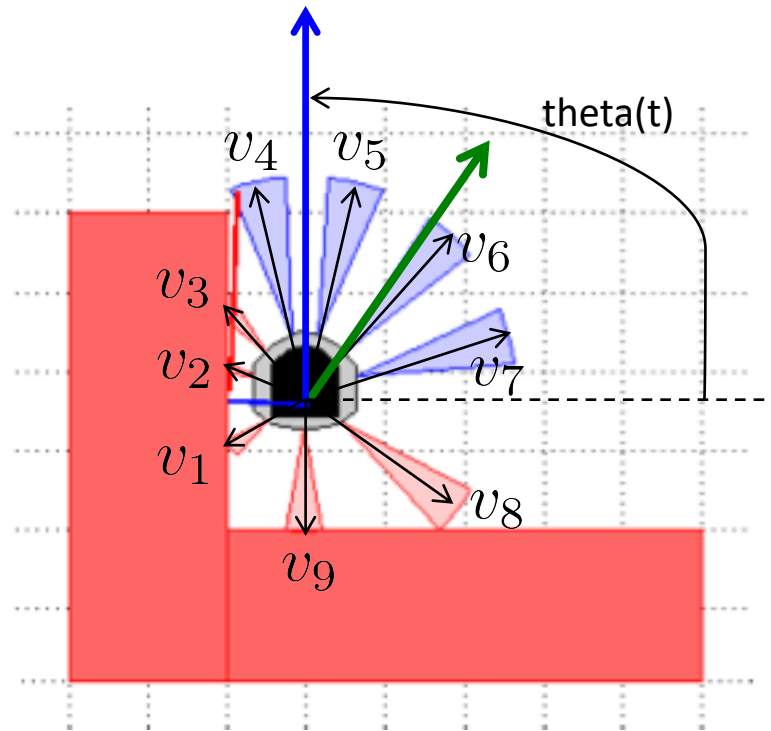
- Objective: steer the robot **away from nearby obstacles**



Assume robot is moving at linear velocity  $v=\text{constant}$ .

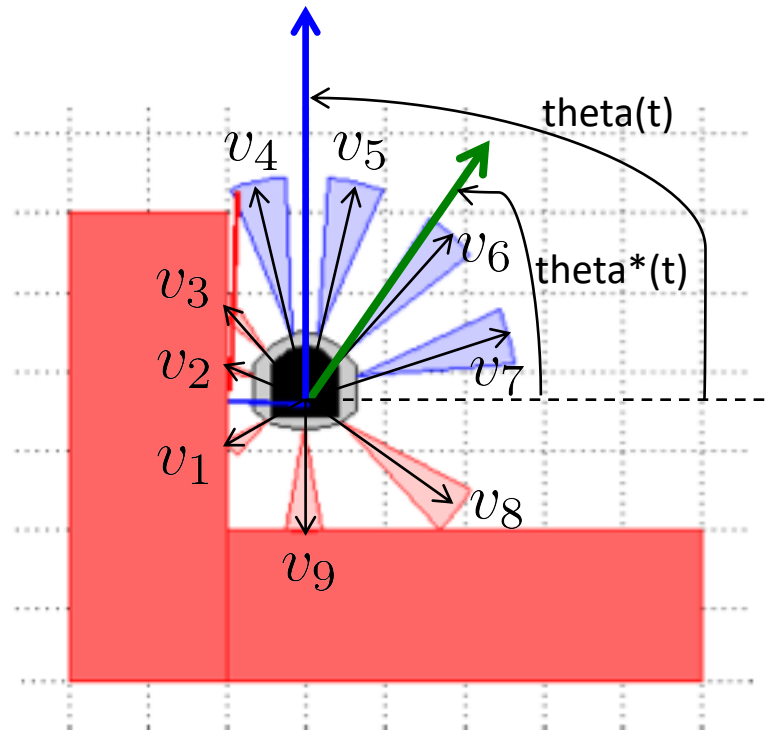
We only control robot's angular velocity  $w$ :  $\frac{d\theta}{dt} = u(t)$ , control input

# AvoidObstacles Controller



$$v^*(t) = v_1(t) + \dots + v_9(t)$$

# AvoidObstacles Controller



$$v^*(t) = \text{weight}_1 v_1(t) + \dots + \text{weight}_9 v_9(t)$$

$$\theta^*(t) = \tan^{-1} \left( \frac{v_y^*(t)}{v_x^*(t)} \right)$$

Use P-controller  $u(t) = K_p(\theta^*(t) - \theta(t))$  to achieve  $\theta(t) \rightarrow \theta^*(t)$





# Code

- +simiam/+controller/AvoidObstacles.m
  - function obj = AvoidObstacles()  
% Input your code below %  
%%%%%%%%%%  
% Propositional control gain %  
**obj.Kp = 0;** (change this to see what happens)  
%%%%%%%%%

# Code

- +simiam/+controller/AvoidObstacles.m

– function outputs = execute(...)

% Input your code below %

%%%

% Weights for the nine sensors %

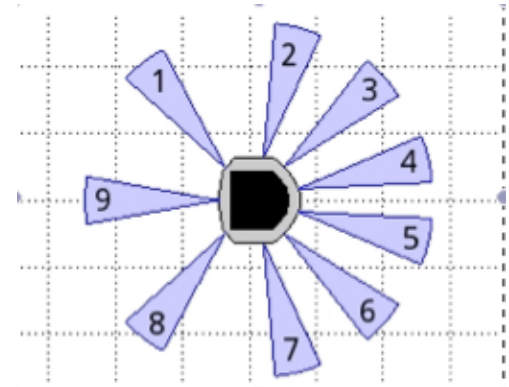
**sensor\_gains = [1 1 1 1 1 1 1 1 1];**

(change this to see what happens)

%%%

%Distances sensed by the nine sensors:

ir\_distances = robot.get\_ir\_distances()



# Exercises

- Use package: simiam\_lecture4.zip
- **Change** robot's initial pose and obstacle pose in settings.xml
- **Set** robot's linear speed in K3Supervisor.m
- **Adjust** control gain parameter in AvoidObstacles.m
- **Adjust** sensor weights in AvoidObstacles.m

# Task

- Set robot's pose (0,1,1.57) and the following two obstacles in settings.xml

% Obstacle 1

```
<pose x="-0.5" y="-0.8" theta="0.79" />
<geometry>
  <point x="0" y="0" />
  <point x="1" y="0" />
  <point x="1" y="0.5" />
  <point x="0" y="0.5" />
</geometry>
```

% Obstacle 2

```
<pose x="-1" y="0.26" theta="0.0" />
<geometry>
  <point x="0" y="0" />
  <point x="2" y="0" />
  <point x="2" y="0.5" />
  <point x="0" y="0.5" />
</geometry>
```

- Find suitable **linear speed**, **control gain parameter**, and **sensor gains** that the robot can run without collision for 1 minute